

Appendix 1.

Follow up actions from the Supporting People Members Advisory Panel 4th June 2008. – sent out on 25/7/08.

The following actions were requested by the Members Advisory Panel at the meeting in June 2008.

1. Supply a table indicating the LAA outcomes that Supporting People programme contributes to.

This is provided as *Report 1*

2. An indication of the estimated efficiencies that the recommendations from the West London DV report will deliver.

This estimate of savings from a sub regional approach to Domestic violence is not yet available. This will become more apparent when the Domestic Violence delivery plan for West London is drafted following the first meeting of the project group in mid August 2008.

3. Confirm the numbers of Older people living in Owner Occupation.

78.7% of Harrows Older residents live in owner occupation = Older people are defined as those over the state pension eligibility age (currently 65 for men, 60 for women). The numbers of households that this applies to are listed below in fig 1.

Another significant finding is the relatively high proportion of social rented accommodation containing older people only. Nearly a third of Council/RSL dwellings contain only older people. This may have implications for future supply of specialised social rented accommodation.

Fig 1.

Table 11.3 Older person only households and tenure					
Tenure	Age group		Total hhs	% with older persons	% of older person hhs
	Older persons only	Other households			
Owner-occupied (no mortgage)	12,441	14,877	27,318	45.5%	68.2%
Owner-occupied (with mortgage)	1,907	34,353	36,260	5.3%	10.5%
Council/RSL	2,683	5,780	8,463	31.7%	14.7%
Private rented	1,198	9,011	10,209	11.7%	6.6%
TOTAL	18,229	64,021	82,250	22.2%	100.0%

Source: Harrow Housing Needs Assessment – 2006

4. Confirm when the report on the outcome of the individual pilots will be available.

Civis consultants Shaun Bennett and Kate McAllister are doing some work for CLG specifically looking at IBs and SP.

The report looks at 13 IB pilot sites, identifying issues raised for SP by the IB pilots, problems, and good practice which could be adopted elsewhere. The report will contain a list of all the key issues which need to be considered by LA's re SP and Self Directed Support. Their report is due to come out in August 08, at the same time as the DOH evaluation of the IB pilots. The CLG will be organising events about the issues specifically for SP teams. Event in September re individual budgets and direct payments

5. Revisit the draft Vision of the SP strategy 2008 –11 taking on board the comments made by members.

The Vision of the SP strategy 2005 –10 is articulated as follows following Members input:

The Supporting People programme will provide accessible, effective, high quality and appropriate preventative housing related support services across all tenures that respond to the needs of vulnerable people in Harrow and deliver a range of outcomes for these people that will enable increased independence, and offer increased choice and flexibility of support and preventative services

The draft strategy will be available for members to consider before the October cabinet.

6. Undertake a cost benefit analysis for each of the service user groups supported by Supporting People as part of the revised strategy.

The cost benefit analysis paper is included as *Report 2*

7. Circulate a draft SP strategy with a consultation time scale to members by the end of June the strategy is due to be approved by Cabinet in September 2008.

There is a delay in circulating the draft because of ensuring that the strategy is aligned with work on Your Future Our Future and the Preventative services review as well as awaiting the outcome of the individual budget pilots. The intention is to circulate the draft in August for consideration at the September MAP.

8. Consider the possibility of a MAP meeting prior to the September cabinet -

The next MAP meeting is prior to the revised cabinet date for the SP strategy of October 23rd.

Report 1. - A table indicating the LAA outcomes that Supporting People programme contributes to

Priority		National Indicator(s)	Baseline	Supporting People Contribution	Lead & Management Group(s)
Increase independent living for older people	D	136 People supported to live independently through social services	Baseline to be established following finalisation of 07/08 data (May 08)	<i>SP contributes directly to this indicator by offering housing related support and options to older people to live independently complementing and freeing up social care resources.</i>	AH&SC Paul Najsarek Harrow Council
Identify and provide support to carers	D	135 Carers receiving needs assessments or reviews and a specific carer's service or advice and information	Baseline by old definition available May 08. Definition change means that new baseline will be established 08/09	<i>Carers of those with LD can be offered support through the LD F/S scheme commissioned by Supporting people should count to wards this target.</i>	AH&SC Paul Najsarek Harrow Council
Users to direct their own care	D	130 Social Care clients receiving Self Directed Support (Direct Payments and Individual Budgets)	Forecast 145 (07/08) Figure to be finalised by mid April	<i>SP will develop IB pilots for service users once the government announces the outcome of the pilots and the next steps.</i>	AH&SC Paul Najsarek Harrow Council

Priority		National Indicator(s)	Baseline	Supporting People Contribution	Lead & Management Group(s)
	D	134 The number of Emergency Bed days per head of weighted population	84,918 (05/06) to be adjusted for weighted population. Baseline requested from NWLH	<i>SP are funding Willow to provide a hospital discharge service for a year which will assist achievement of this target.</i>	AH&SC Daniel Elkeles Trust
	D	146 Adults with learning disabilities in employment	1% in paid employment (05/06) 4 clients. Forward targets not yet established	<i>Floating support and ILS schemes support people with individual support plans targeting outcomes including employment. Possibility of expanding these schemes</i>	SD&E Graham Jones Claire Codling Harrow Council
Reduce health inequalities	D	123 16+ current smoking rate prevalence	Baseline requested from PCT		AH&SC Shikha Sharma PCT
	N	Number of homes in Harrow that sign up to be smoke free	0		AH&SC Shikha Sharma PCT
	N	Number of 4 week smoking quitters who attended the NHS smoking service per 100,000 population	1000		AH&SC Shikha Sharma PCT

Priority		National Indicator(s)	Baseline	Supporting People Contribution	Lead & Management Group(s)
	D	149 Adults in contact with secondary mental health services in settled accommodation	Baseline being established by CNWL	<i>SP funds support for settled accommodation and plans to develop more</i>	AH&SC CNWL Ruth Shippey Vicky Haddow
	D	57 Children and young people's participation in high-quality PE and sport	84% (2007)		Heather Clements (CYPP) Harrow Council
	D	39 Alcohol Harm related hospital admissions	Requested from PCT/NWLH	<i>There is a floating support service for D&A SP funds that should have a direct influence on this target .</i>	AH&SC Mina Fernado (PCT)
Tackle Infant Mortality	D	53 Prevalence of breastfeeding at 6-8 weeks from birth	33%		CYPP Angie Woods
	N	Breastfeeding initiation rates	60%		CYPP Louise Taylor PCT
	D	126 Early Access for women to maternity services	40%		CYPP Angie Woods PCT

Priority		National Indicator(s)	Baseline	Supporting People Contribution	Lead & Management Group(s)
Promote citizenship and civic renewal	D	6 Participation in regular volunteering	To be established after place survey (Sept 2008)	<i>SP services have outcomes focused on people entering employment including volunteering</i>	CCMG Samia Malik Harrow Council
	D	13 Migrants English Language skills and knowledge	56%		CCMG SD&E Geoff Trodd Harrow Council
Improve the sense of Cohesion in Harrow	D	1 % of people who believe that people from different background get on well together in their local area	52%		CCMG Samia Malik Harrow Council
Tackle Exclusion	D	140 Fair treatment by local services	To be established after place survey (Sept 2008)	<i>SP monitors provision on the basis of a quality indicator in respect of Fair access and diversity.</i>	Mike Howes Harrow Council Crosscutting
Increase participation in cultural activities	D	8 Adult participation in sport	24%		CCMG Lesley McConnell Harrow Council
	D	11 Engagement in the Arts	To be established		CCMG Lesley McConnell Harrow Council

Priority		National Indicator(s)	Baseline	Supporting People Contribution	Lead & Management Group(s)
Strengthen the voluntary and community sector	D	7 Environment for a thriving third sector	Baseline to be established after place survey	<i>SP funds providers in the 3rd sector and its provider forum contributes to a thriving 3rd sector.</i>	CCMG Kashmir Takhar Harrow Council
Safeguard and protect young people	D	63 Stability of placements of children looked after: length of placement	60%		Gail Hancock CYPSP Harrow Council
Develop integrated CAMHS services	D	51 Effectiveness of child and adolescent mental health services	14		CYPSP Angie Woods PCT
Improve child safety	D	60 Core assessments for children's social care that were carried out within 35 working days of their commencement	77% (Forecast 07/08) Final figure available end of April		CYPSP Gail Hancock Harrow Council
	D	70 Hospital admissions caused by unintentional and deliberate injuries to children and young people	78.28 admissions per 10,000 population (07/08)		Mitch Blair (CYPSP) Northwick Park Hospital
Improve attainment	D	108 Key stage 4 attainment for Black and minority ethnic groups	See additional table below		Heather Clements CYPSP Harrow Council

Priority		National Indicator(s)	Baseline	Supporting People Contribution	Lead & Management Group(s)
	N	Reduction of permanent exclusions	67 (04/05)		CYPSP Harrow Council
	N	Reduction of fixed term exclusions	1130 (04/05)		CYPSP
	N	Improved attendance at 25% worst performing schools in Harrow LA area with regard to attendance (Primary Schools)	6.76%		CYPSP
	N	Improved attendance at 25% worst performing schools in Harrow LA area with regard to attendance (Secondary Schools)	7.37%		CYPSP
	N	Average points score per pupil at level 2 at age 16	369.3		Heather Clements (CYPSP) Harrow Council
	D	88 Number of extended schools	56%		Heather Clements (CYPSP) Harrow Council
	D	92 Early Years (EYSP) – to narrow the achievement gap at age 5	36.5		CYPSP
	D	72 Early Years (EYSP) – to increase achievement for all children at age 5	86.0		CYPSP
	D	73 Key Stage 2 – to increase proportion achieving level 4+ in both English and Maths	73.2		CYPSP
	D	93 Key Stage 1-2 – to improve proportion progressing 2 national curriculum levels in English	86.0		CYPSP

Priority		National Indicator(s)	Baseline	Supporting People Contribution	Lead & Management Group(s)
	D	94 Key Stage 1-2 – to improve proportion progressing 2 national curriculum levels in Maths	79.0		CYPSP
	D	74 Key Stage 3 – to increase proportion achieving level 5+ in both English and Maths	72.6		CYPSP
	D	83 Key Stage 3 – to increase proportion achieving level 5 in science	75.0		CYPSP
	D	95 Key Stage 2-3 to improve proportion progressing 2 national curriculum levels in English	32.6		CYPSP
	D	96 Key Stage 2-3 – to improve proportion progressing 2 national curriculum levels in Maths	67.5		CYPSP
	D	75 Key Stage 4 – to increase proportion achieving 5 A*-C grades at GCSE and equiv incl GCSE English and Maths	56.0		CYPSP
	D	97 Key Stage 3-4 to improve proportion progressing equivalent of 2 national curriculum levels in English	62.8		CYPSP
	D	98 Key Stage 3-4 – to improve proportion progressing equivalent of 2 national curriculum levels in English	44.7		CYPSP
	D	87 Attendance – to reduce persistent absentee pupils in secondary schools	4.7		CYPSP
	D	99 Children in care – to increase proportion achieving level 4+ in English at Key Stage 2	50		CYPSP
	D	100 Children in care – to increase proportion achieving level 4+ in maths at Key Stage 2	25		CYPSP

Priority		National Indicator(s)	Baseline	Supporting People Contribution	Lead & Management Group(s)
	D	101 Children in care - to increase proportion achieving 5 A*-C grades at GCSE and equiv incl GCSE English and maths	15.38		CYPSP
	D	N/a % Reduction in persistent absence in primary schools (effective from 2009/10)	1.8		CYPSP
Improve economic well being	D	152 Working age people on out of work benefits	1,130 of the working age population in 5 LSOAS ¹ not in work 22.9%		Claire Codling SD&E Harrow Council
	N	Number of businesses (new and existing) supported through the Harrow mentoring package including mentoring, consultancy, diagnostics and case studies	13 (05/06)		Allen Pluck (SD&E) Harrow in Business
	N	% of young people aged 16-18 who are NEET	5.6% (04/05)		CYPSP
Increase environmental sustainability	D	198 Children travelling to school – mode of travel usually used	TBC		Reeta Lad (SD&E) Harrow Council
	D	197 Improved local biodiversity – active management of local sites	17.24		Anna Cohen (SD&E) Harrow Council

¹ Harrow Weald 151 , Adjacent Harrow Weald 139, Stanmore Park (Woodlands) 227, Rayners Lane 217, Pinner Hill (Mill Farm) 185

Priority		National Indicator(s)	Baseline	Supporting People Contribution	Lead & Management Group(s)
Combat Climate Change in Harrow	D	186 Per capita CO2 emissions in the LA area	5.3 tonnes per capita, (total reduction 11.5% over 3 years)		Eddie Collier Gemma Moore (SD&E) Harrow Council
Increase provision of affordable housing	D	155 Number of affordable homes delivered (gross)	200		Alison Pegg (SD&E) Harrow Council
Improve street and environmental cleanliness	D	195a Improved street and environmental 195b cleanliness (i.e. levels of [a] litter, [b] 195c detritus, [c] graffiti, and [d] fly posting) 195d	26 40 5 1		Andrew Baker (SD&E) Harrow Council
Increase domestic waste recycling	D	192 Household waste recycled and composted	38		Andrew Baker SD&E Harrow Council
Improve public perception of crime and ASB in Harrow	D	17 Perceptions of anti-social behaviour	49.9% (03/04) 34.2% (06/07)	<i>SP funds Young Peoples provision that supports individuals who may be committing or perceived as committing ASB . The support planning with these individuals is critical to addressing this measure.</i>	Gareth Llywelyn-Roberts (SH) Harrow Council

Priority		National Indicator(s)	Baseline	Supporting People Contribution	Lead & Management Group(s)
	N	Proportion of adults saying they are in fear of being a victim of crime	41%		Richard Walton SH Gareth Llywelyn Roberts Police
Reduce domestic violence in Harrow	D	32 Repeat incidents of domestic violence	Baseline available for 2007-8 from Marac Available in April 08	<i>SP funds DV provision refuges and resettlement work</i>	Ian Pearce Richard Walton SH Harrow Council
Build Safer Communities	D	35 Building resilience to violent extremism	Baseline to be established		
	N	Number of residential burglary where victim is over 75 years	389	<i>OPS floating support services have an impact as they will advise service users on and security</i>	SH Richard Walton Police
	N	Reduction in the number of non-residential burglary in the borough	749		SH Richard Walton Police
	D	40 Number of drug users recorded as being in effective treatment	356	<i>SP funds the D&A floating support service that impacts on this target.</i>	SH Lizzie Ried Harrow Council

Priority		National Indicator(s)	Baseline	Supporting People Contribution	Lead & Management Group(s)
	D	115 Substance misuse by young people	TBC – From Tell Us Survey	<i>SP funds the D&A floating support service that impacts on this target.</i>	SH Lizzie Ried Harrow Council

Report 2 - a cost benefit analysis for each of the service user groups supported by Supporting People as part of the revised strategy

Headline

The annual investment of **3.2 million** into Supporting People services results in an estimated net financial benefit of **6.2 million** to the borough and exchequer.

Background

Cap Gemini undertook work on behalf of the CLG to report on the financial benefits of the SP programme and the cost of withdrawing SP funding.

This work published in January 2008 identified that overall the cost of investing £1 of SP funding delivered £2 of savings from other services (i.e.net financial benefit to the exchequer or individual).

Harrow have used the methodology deployed here to undertake a cost benefit analysis of its own Supporting People Services so making the work locally relevant and to allow Harrow to examine the effect of service withdrawal on the wider health , social care and community safety economy.

2. Methodology

National

The principle of the exercise undertaken by Cap Gemini was to cost the amount of SP funding invested in services and account for the cost of the removal of these services on other services hence the net financial effect of the withdrawal of services.

The methodology was to consider for each of the following groups:

- i. Women escaping domestic violence
- ii People with drug problems
- iii. Homeless families in settled and TA
- iv. Homeless single people in settled and TA
- v. People with Learning disabilities
- vi. Offenders and those at risk of offending
- vii. Older People receiving floating support / very sheltered / sheltered accommodation
- viii. Young people at risk in TA / settled accommodation

Two assumptions were used to produce the research :

1. For some clients the most appropriate alternatives would be arrangements which they receive at the moment but without the support enabled by Supporting People.
2. For others the best alternatives would be arrangements requiring a different more intensive form of intervention.

The research then defined the following for each group :

1. Basic Package costs : total cost of packages including SP costs as well as accommodation costs etc.
2. Alternative provision costs : the likely alternatives e.g. residential care
3. Event costs : the impact costs of withdrawal of a service on e.g. the event costs for someone with a learning disability relate to the average costs of :
 - being admitted to hospital due to general health issue
 - visiting an A&E dept
 - Being admitted to an acute mental health ward
 - Visiting a GP due to general health issue
 - Visiting a community mental health nurse

Note: what the Cap Gemini methodology isn't able to do is quantify the cost benefits of the outcomes achieved by service users which deliver additional cost benefits e.g. entering employment , avoiding eviction etc.

There are also some services funded for client groups by SP that aren't included in the research due to a lack of available data , e.g. HIV , Generic F/S.

Therefore it is important to note that there are additional benefits that the programme offers that aren't quantified here.

Local

In order to make the work relevant to Harrow the Supporting People costs that are paid in contracts for the service categories listed above were applied to the wider financial model provided by Cap Gemini.

Given the complexity of the models to cost alternatives and events the national Cap Gemini figures were used to cost the model for Harrow. This means that costs are a national average, and so it is likely that the net benefits could be higher because the event costs of visiting an A&E dept or being a victim of burglary in Harrow are likely to be higher than the national average.

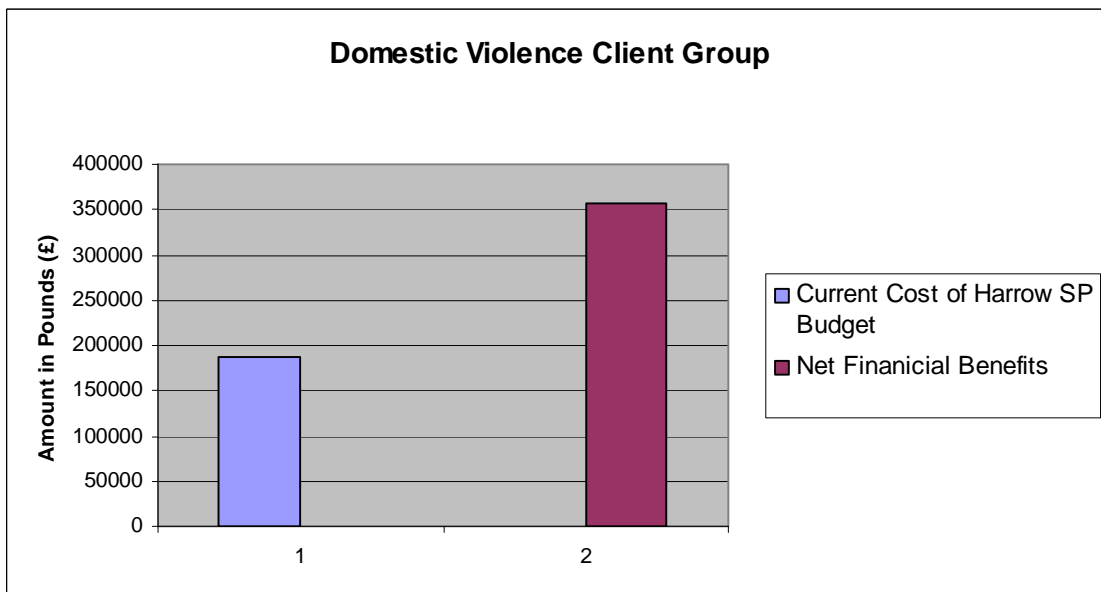
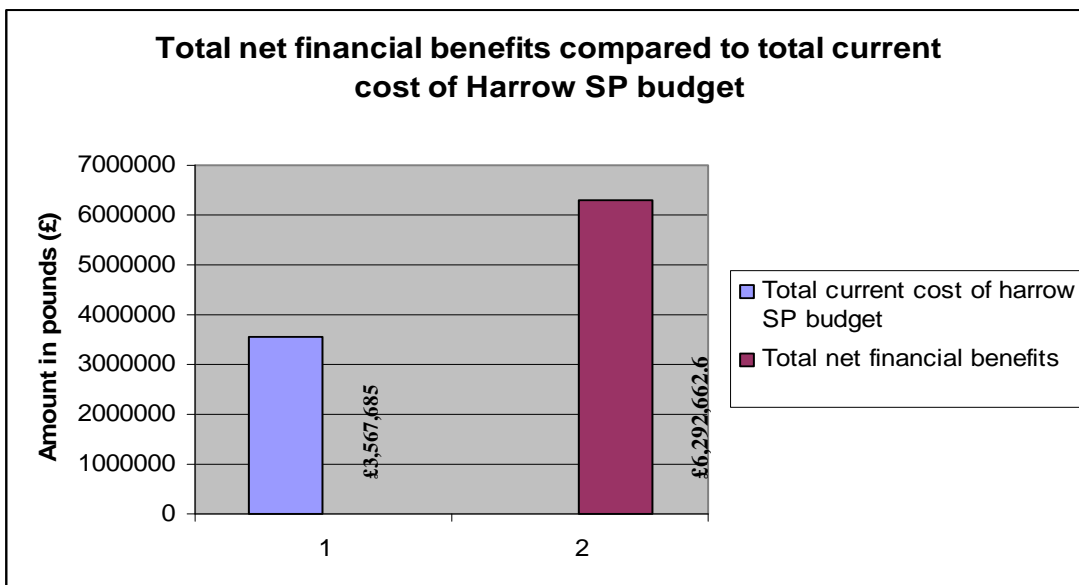
3. Output

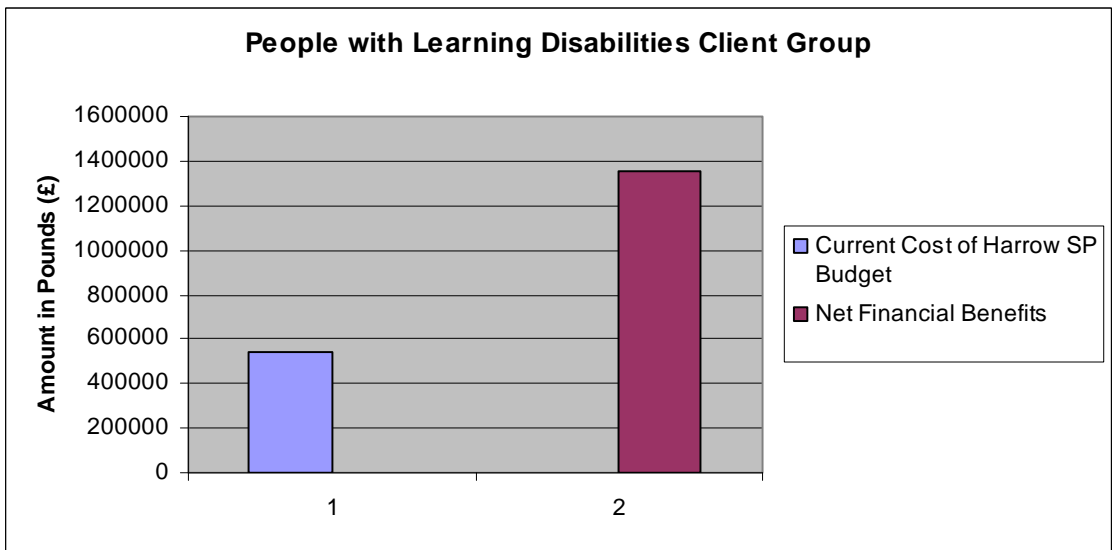
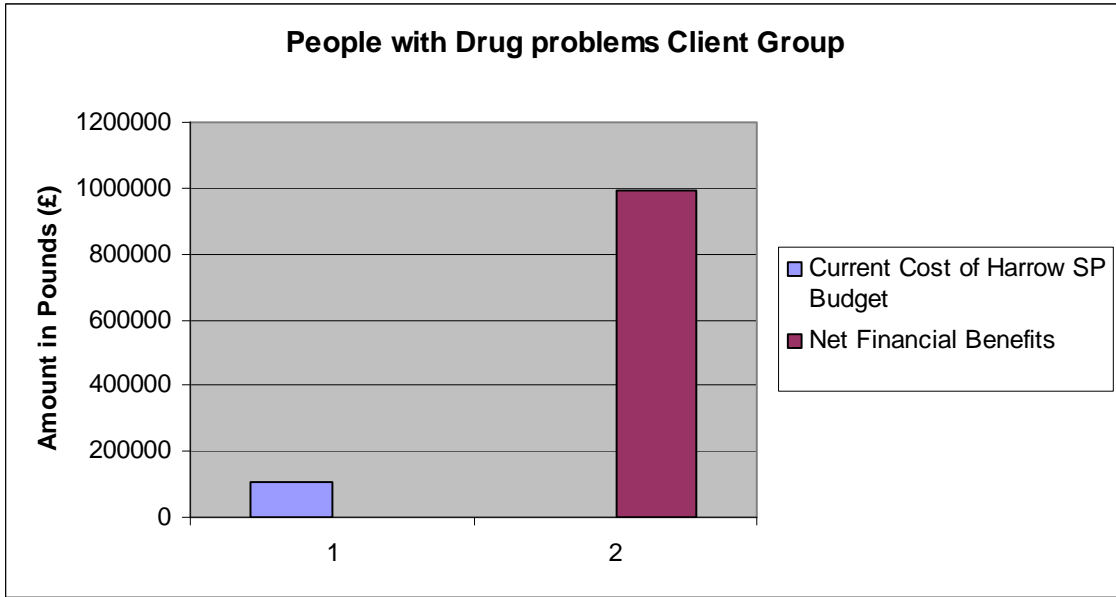
The output from the exercise is provided in Appendix 1 and details what the net financial benefits of Supporting People investment in all services is as well as by client group.

Further detail about the type of alternative provision available as well as the detailed definition and cost of the event costs that the figures were predicated on is available from the SP team.

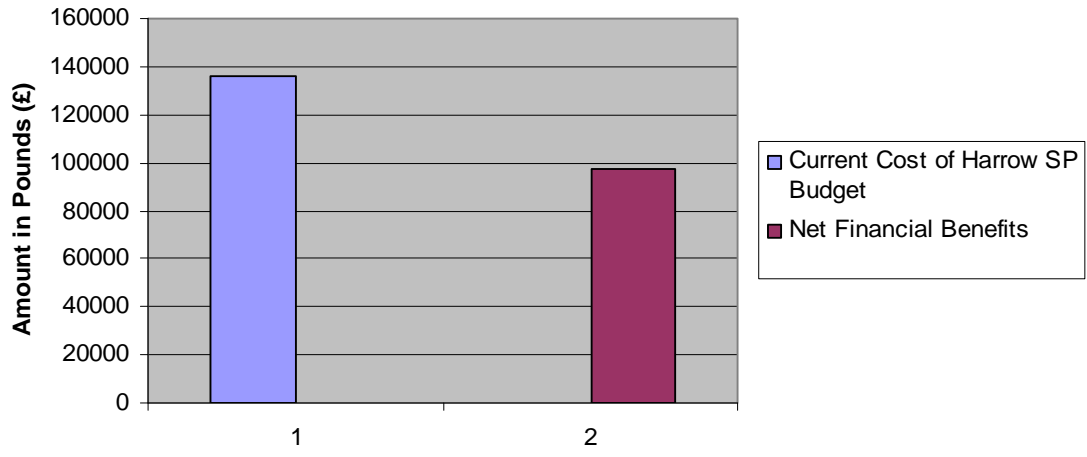
Appendix 1

Graphs to show the Net Financial Benefits Amount compared to the Current Cost of Harrow SP Budget

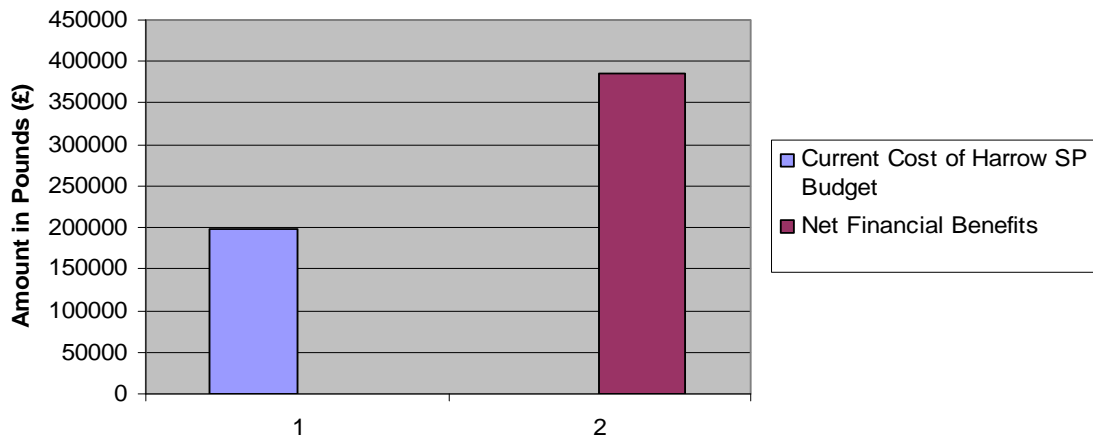




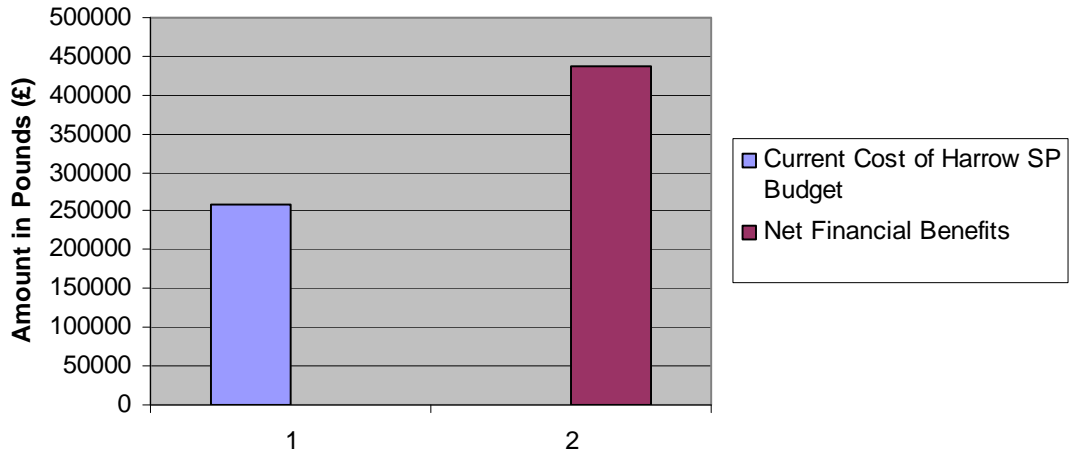
Offenders and those at risk of offending client group



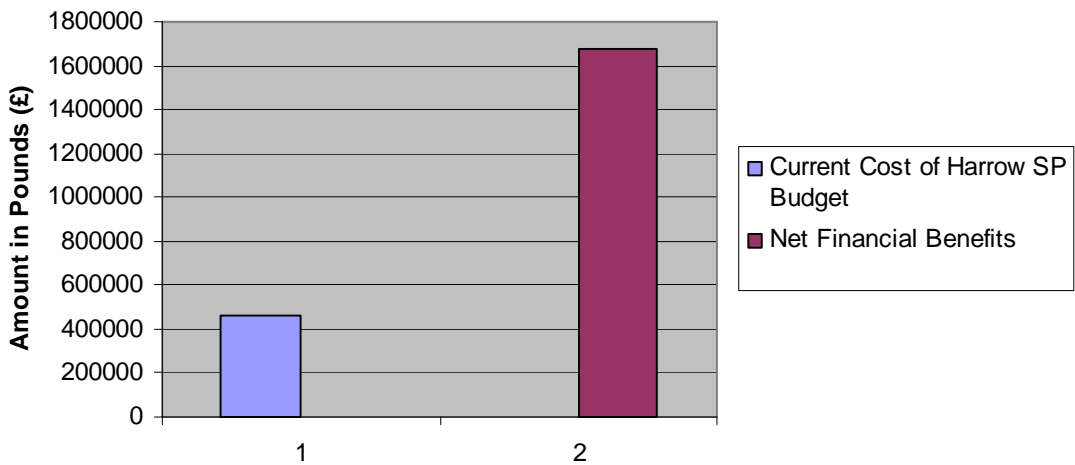
Older people - very sheltered Client Group

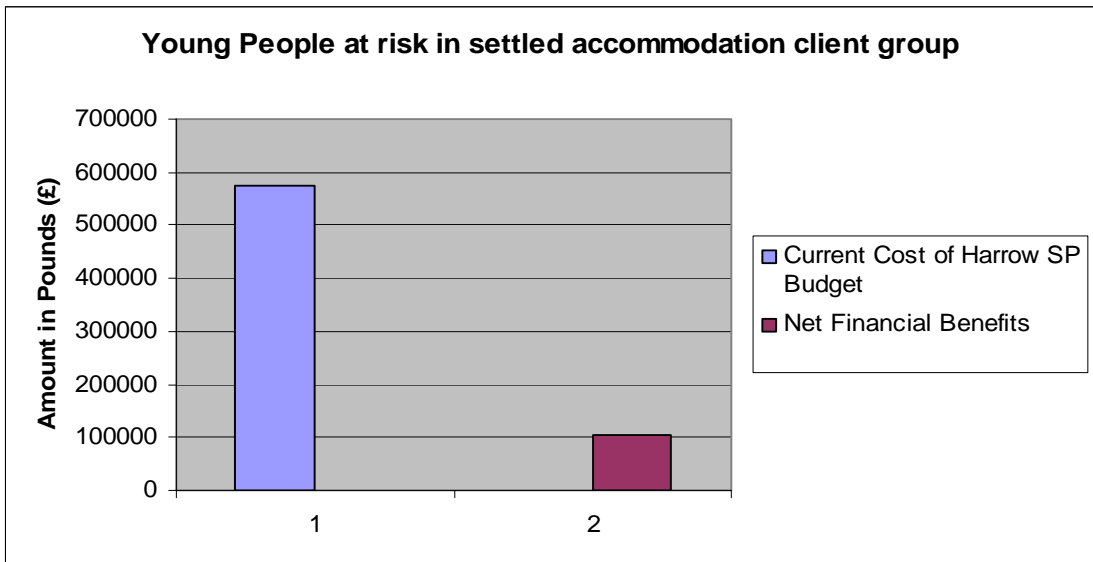
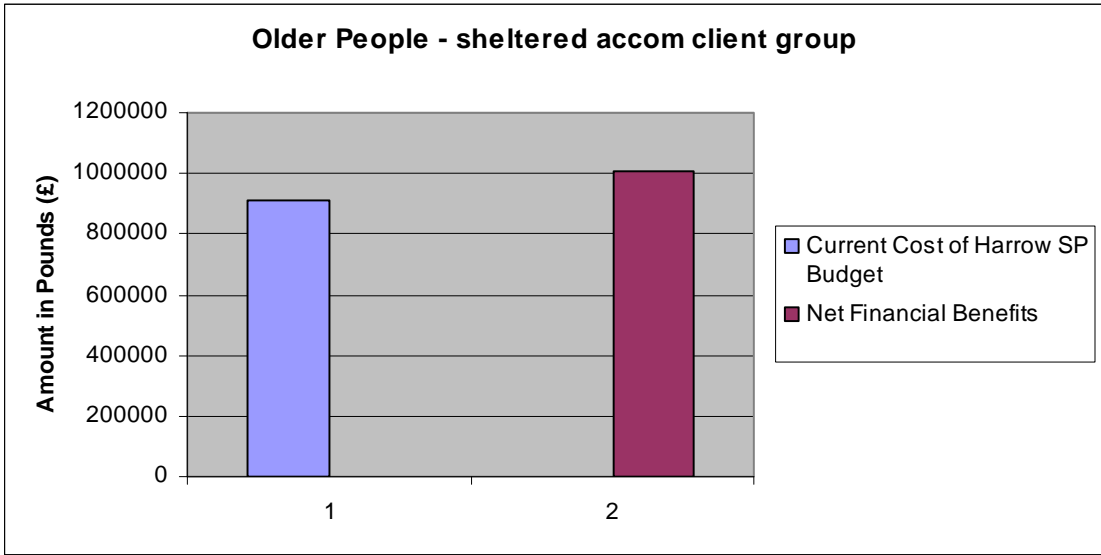


Homeless families in temporary accommodation Client Group



People with mental health problems Client Group





Older People - Floating Support Client Group

